



AMPLIFIED INDUCTIVE SENSORS

Ø 12 INCREASED RANGE

24÷230 V AC - 2 WIRES WIRES NO OR NC OUTPUT

- Range, 4mm to 8mm - shielded, not shielded
- Cable or M12 quick connect models
- Ultra low consumption < 0,7 mA
- Max inrush current (20ms) 1.5A
- 300mA max output

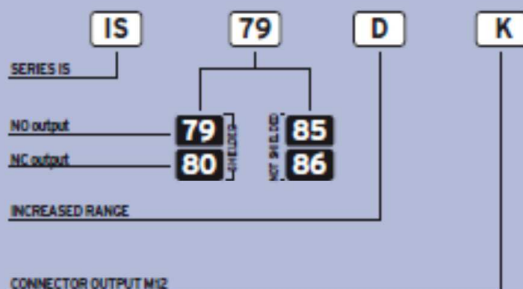


IS Series



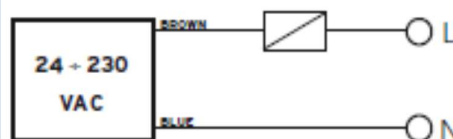
INDUCTIVE

IDENTIFICATION CODE



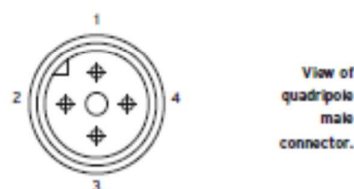
	SHIELDED	NOT SHIELDED
NOMINAL SWITCHING DISTANCE (S _N)	4 mm	8 mm
NOMINAL VOLTAGE	24 ÷ 230 VAC (-15/+10%)	
NET FREQUENCY	50 ÷ 60 Hz	
HYSTERESIS	< 10%	
MAX. OUTPUT CURRENT	300 mA	
MIN. OUTPUT CURRENT	20 mA	
MAX. INRUSH CURRENT (20 ms)	1,5 A	
RESIDUAL CURRENT	< 0,7 mA	
VOLTAGE DROP (Sensor ON)	< 5 V (I = 100 mA)	
OPERATION LED	Yellow	
SWITCHING FREQUENCY	12 Hz	
START UP DELAY	≤ 300 ms	
REPEATABILITY	≤ 3%	
TEMPERATURE LIMITS	-25 ÷ +70 °C	
PROTECTION DEGREE	IP 67	
CABLE LENGTH	2 m	
CABLE SECTION	2 x 0.25 mm ²	
HOUSING MATERIAL	Nickel-plated brass	
WEIGHT - Cable output -	110 g	
WEIGHT - K connector output -	60 g	

WIRING DIAGRAMS



Warning: Short circuit in the output is not possible. Wrong supply cables connections can irreparably damage the detector. Therefore sensors whose output status is short-circuited will not be substituted under warranty.

CONNECTION WITH CONNECTOR M12 (K)

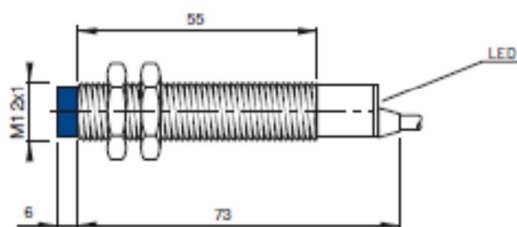


CONTACTS CONFIGURATION

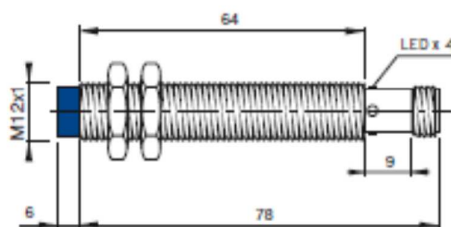
Available	Contacts numbers			
	1	2	3	4
(NO or NC)	L		N	

DIMENSIONS (mm)

CONFIGURATION WITH CABLE



CONFIGURATION WITH CONNECTOR K



Note: the front part in blue refers to not shielded models